


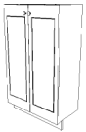
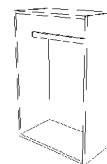

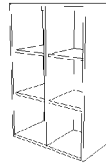

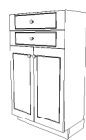
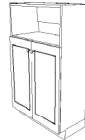



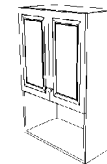
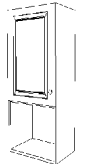
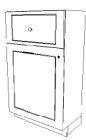
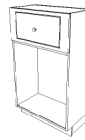
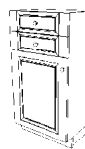
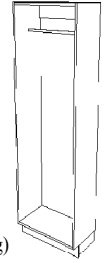
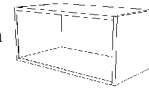
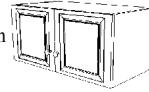
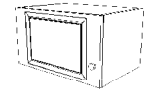


Simplicity!
Stack one of the upper cabinets on top our base units to create a custom closet section.
All units are completely assembled.

Upper Cabinet + Base Cabinet = 90" high (approx.)
Stretch each section to your desired width (max 40")
All cabinets are 16" deep

Base Units

Upper Units

<p>47" high</p>  <p>#CLB-1 - single closet rod - open below</p>	<p>47" high</p>  <p>#CLB-2 - open w/ adj. shelves</p>	<p>47" high</p>  <p>#CLB-3 - open cubby w/ adj. shelves</p>	<p>47" high</p>  <p>#CLB-4 - 2 doors w/ adj. shelves (2)</p>	<p>43" high</p>  <p>#CLU-30 - single closet rod - open below</p>	<p>43" high</p>  <p>#CLU-31 - open w/ adj. shelves</p>	<p>43" high</p>  <p>#CLU-32 - open cubby w/ adj. shelves</p>	<p>43" high</p>  <p>#CLU-33 - 2 doors w/ adj. shelves (2)</p>	<p>Finish Options: Antique White Pearwood Dark Cherry Hard Rock Maple</p> <p>Door Styles: Slab Shaker Raised Panel</p> <p>Accessories: - Pull Out Tie Rack - Pull Out Belt Rack - Extending Hanging Garment Rod - Pull Out Hamper Basket Crown Molding</p>
<p>47" high</p>  <p>#CLB-5 - 2 drawers - 2 doors w/adj. shelf</p>	<p>47" high</p>  <p>#CLB-6 - open - 2 doors w/adj. shelf</p>	<p>47" high</p>  <p>#CLB-7 - 1 door w/adj. shelf (max. width = 24")</p>	<p>47" high</p>  <p>#CLB-8 - 4 drawers</p>	<p>43" high</p>  <p>#CLU-34 - 1 door w/adj. shelves (2) - max. width = 24"</p>	<p>43" high</p>  <p>#CLU-35 - open - 2 doors w/adj. shelves (2)</p>	<p>43" high</p>  <p>#CLU-36 - 1 door w/adj. shelves (2) - open - max. width = 24"</p>		
<p>47" high</p>  <p>#CLB-9 - 1 drawer - 1 door (max. width = 24")</p>	<p>47" high</p>  <p>#CLB-10 - 1 drawer - open below</p>	<p>47" high</p>  <p>#CLB-11 - 2 drawers - 1 door w/adj shelf (max. width = 24")</p>	<p>Tall Base 72" High</p> <p>#CLB-12 - Single Closet Rod (long hanging)</p> 	<p>18" high</p>  <p>Stacks Over Tall Base (#CLB-12)</p> <p>#CLU-50 - open</p>	<p>18" high</p>  <p>Stacks Over Tall Base (#CLB-12)</p> <p>#CLU-51 - 2 doors</p>	<p>18" high</p>  <p>Stacks Over Tall Base (#CLB-12)</p> <p>#CLU-52 - 1 door - max. width = 24"</p>		